


(GRINDER Q9)

GENERAL FEATURES:

WEIGHT	16 Kg.
DIMENSIONS	H = 610+145 m/m; A = 194 m/m; F = 391 m/m.
DISPLAY	7 segments, 4 digits (When in programming mode for more than 20 sec. the screen returns to the works display.)
COFFEE PRESS	57 m/m. (normal) 53 m/m. (other filter holder brands)
HOPPER CAPACITY	1.2 Kg.
BLADES	D = 64 m/m. (Ditting = 150,000 coffees) approx.
r. p. m.	1250 (Load, 1,000 rpm.)
POWER	525 W.
VOLTAGE	230 V. and/or 110 V.
DOSAGE	1<7 seconds (according grinding point)
TIME INCREMENTS	0.05 seconds

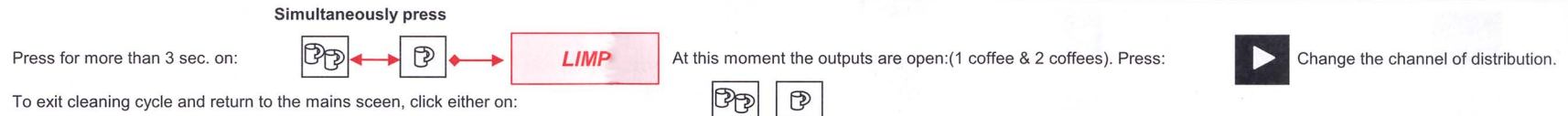
FACTORY PROGRAMMING:

Message Display	Point to the Right
Function Mode	Pre Dose Coffee
Lock Dose	Without Lock
Cleaning Request	300 Cookies
Blades Change	150,000 Coffees
Dosing Tubes 1 and 2	Emty
1 Coffee Dose	2.00 seconds
2 Coffees Dose	3.50 seconds

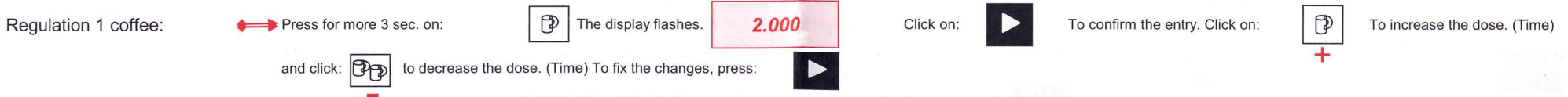
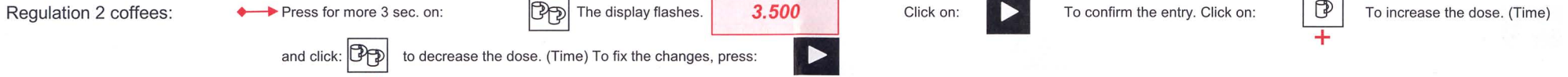


COMMON OPERATIONS

CLEANING CYCLE



COFFEE DOSES PROGRAMMING



COUNTER CHECK

